
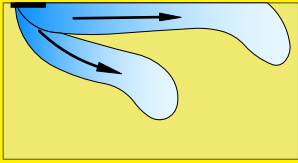


Adjustable supply air


CURVED DEFLECTION

introduction



The CD ceiling supply grille is a versatile air terminal offering multi directional throws.

The curved profile of the adjustable blades provides complete control of the jet profile and discharge angle, enabling conventional ceiling or free jet patterns to be set.



type

CD

control

Opposed blade volume control damper - OB

options

For all additional available options, border styles, fixings, finishes and plenums see document **PART L**

fixings

Standard fixing method is by countersunk screw through the flange - SC

finish

Standard finish is satin anodised aluminium - SAA

sizes

CD1 and CD2 core types are available in sizes ranging from 150mm x 150mm up to 1200mm x 600mm. The minimum size for CD3 and CD4 types is 300mm x 300mm.

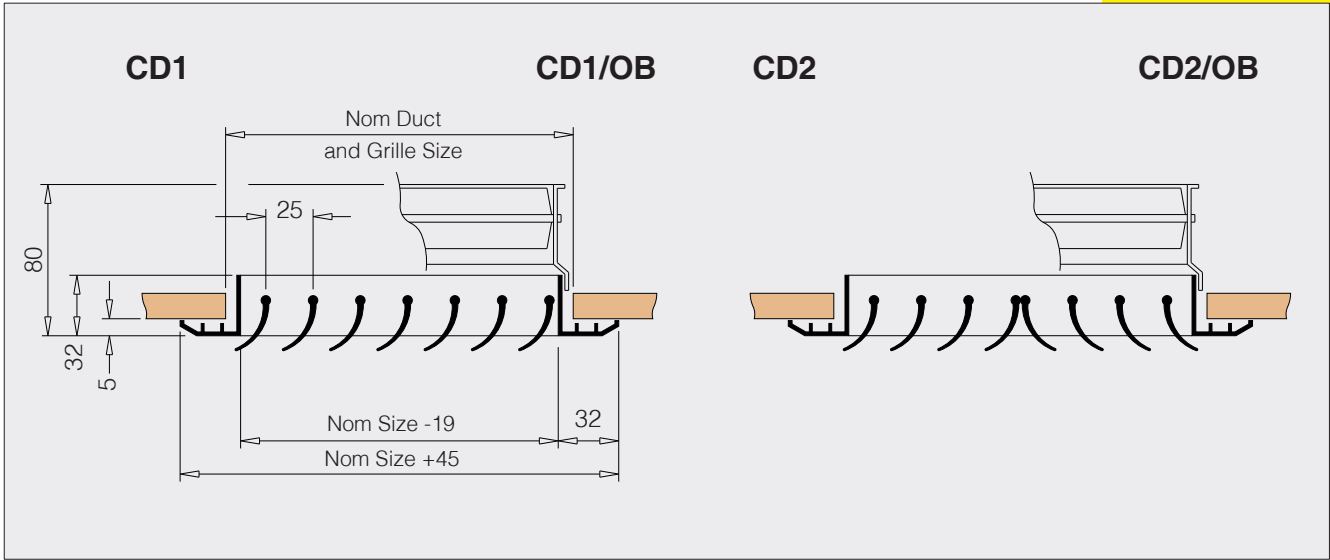
ordering details

example:

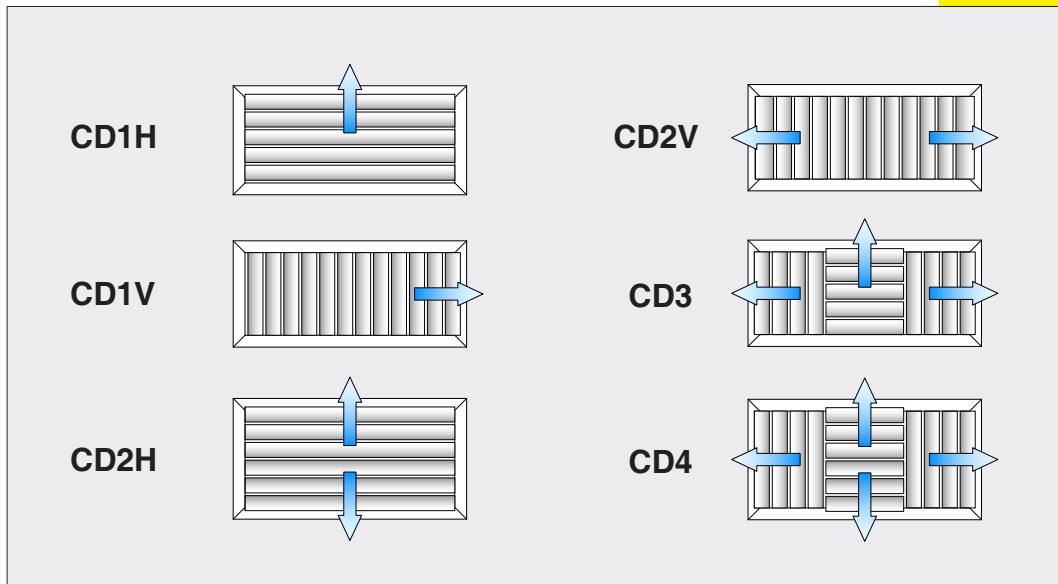
type	control	borders	fixing	finish	width	height	quantity
CD2H	/ OB	/ 32	/ SC	/ SAA	/ 750	/ 300	/ 6

Adjustable supply air

DIMENSIONS

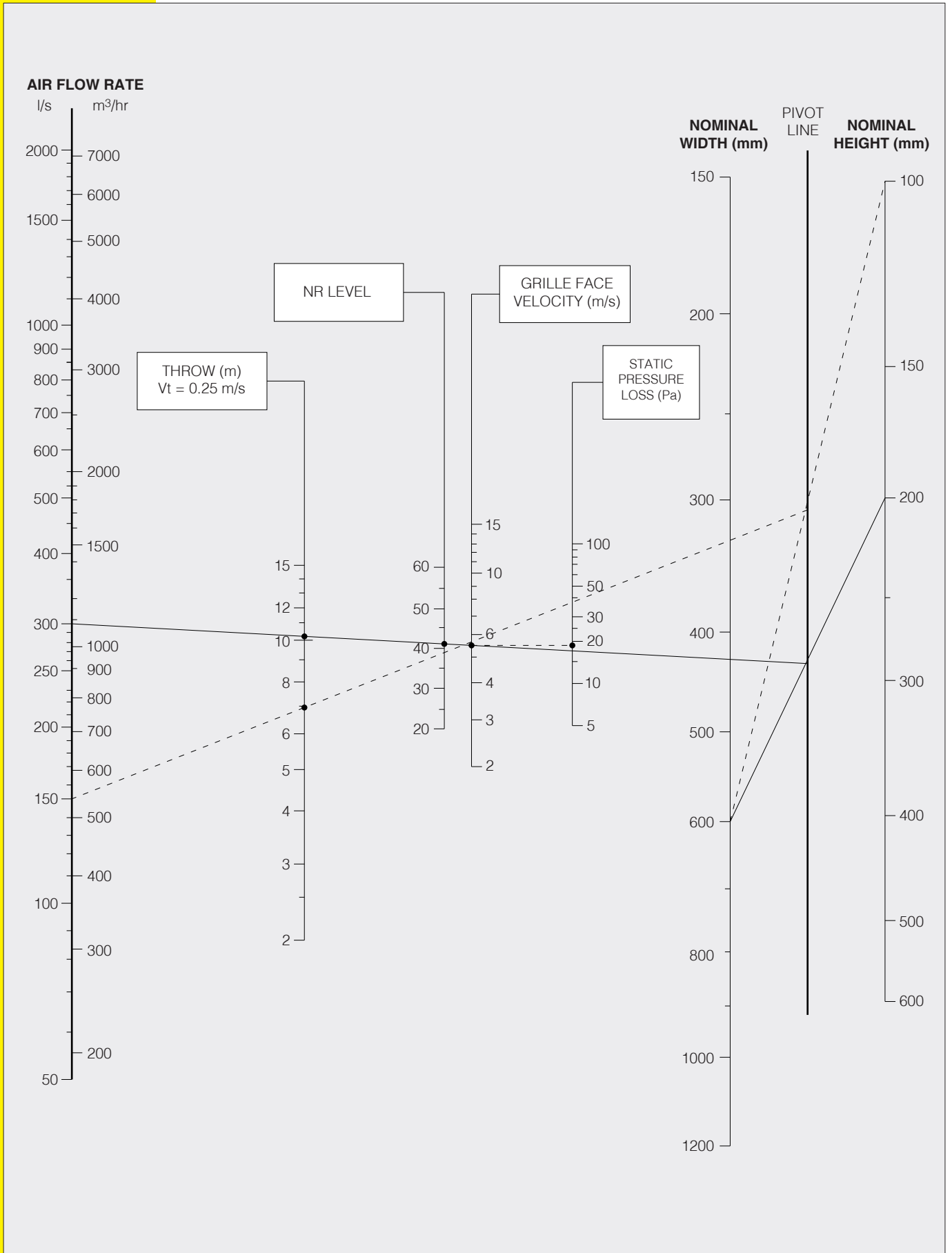


core pattern
designations



Adjustable supply air

SELECTION NOMOGRAM

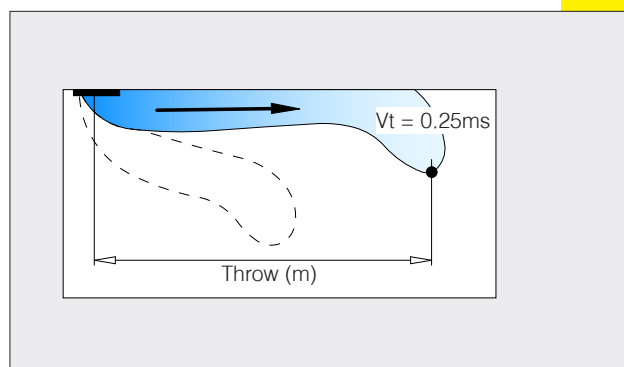


Adjustable supply air

BASIS OF DATA

Throw data is based on a confined (ceiling effect) jet with a terminal velocity of 0.25m/s and a cooling differential of 10°C. For free jet applications, reduce the throws by a factor of 0.4. Acoustic data is presented in terms of NR levels based on a room absorption factor of 8dB.

throws



example

SELECTION EXAMPLE				
600mm X 200mm CD GRILLE PASSING AN AIR FLOW RATE OF 300l/s	GRILLE TYPE	THROW (m)	NR	Ps (Pa)
	CD1H	10.2	41	18
CD2H	7	38+3	18	